

HYPHER

Action for Animal Sheltering

Title: “Caring for Shelter Dogs: Safety, Trust, and Responsibility”

● Project Number: 2024-1-EL02-ESC30-SOL-000235642

🌐 hyper-action.eu

🌐 www.fifty-fifty.gr



Introduction

Dogs in shelters are in transition. They may be scared, stressed, or unsure of their surroundings. To help them thrive, caregivers and volunteers must approach them with patience, knowledge, and empathy. Successful shelter work is not just about feeding and housing dogs; it's about creating safe, trusting relationships that prepare them for adoption.

Why Shelter Dogs Need Special Care

Unlike pets raised in stable homes, shelter dogs often have histories of trauma. They may fear humans, show defensive behaviors, or struggle with trust. Providing proper care is not only an act of kindness but also a responsibility: it increases adoption chances and ensures dogs can live safe, happy lives.



Basics of Dog Behavior





Understanding canine behavior is the foundation of good shelter care. Dogs communicate primarily through body language: tail movement, ear position, and posture. Reading these signals correctly helps us respond appropriately and prevent misunderstandings. Behavior is a window into a dog's emotions: fear, curiosity, or trust.

Module 3

Communication: What Dogs Tell Us

Dogs cannot speak, but they express themselves clearly if we know what to look for. A wagging tail may signal happiness, but it can also show excitement or nervousness depending on context. Raised hackles can indicate fear or defensiveness. Subtle signs like lip licking, yawning, or turning away often show stress. Learning this “language” is key to safe interaction.



Stress Signals in Shelter Dogs

Shelter environments are noisy and unpredictable. Dogs often display stress behaviors such as pacing, barking excessively, or cowering. Recognizing these signals allows caregivers to step back, adjust the environment, or provide comfort, preventing escalation into aggression.



Safe Handling: Why It Matters

Handling dogs safely protects both people and animals. Incorrect handling can increase stress, cause injury, or damage trust. Safe handling techniques create positive experiences, making dogs easier to manage and improving their adoptability.



Approaching a Dog Safely

Always approach dogs calmly and slowly. Avoid direct eye contact, which can feel threatening. Extend a hand gently but let the dog come to you. Respect personal space especially with rescue dogs who may have experienced trauma. A cautious, respectful approach helps establish trust from the first interaction.





Handling Tools and Equipment

Proper equipment is essential: leashes, harnesses, and muzzles when necessary. Harnesses reduce strain compared to collars, and muzzles can be lifesaving tools when used correctly. Staff and volunteers should be trained to use these tools gently and responsibly.

Lifting and Moving Dogs

When dogs need to be moved, lifting should always be done with care. Small dogs can be carried by supporting both chest and hindquarters. Larger dogs may require multiple handlers or transport aids. Rough handling must be avoided, as it damages both trust and safety.



Interaction Techniques

Interactions should always be calm and positive. Avoid sudden movements or loud voices. Use gentle touch and rewarding words. For fearful dogs, it may be best to sit quietly nearby and let them approach when they are ready. Respect is the key principle.



Building Trust with Rescue Dogs

Trust cannot be forced; it must be earned. Many shelter dogs have been abandoned or mistreated, so they may not trust humans immediately. Consistency, gentle handling, and patience gradually build trust. Offering food rewards, playtime, and calm routines helps dogs feel safe.

The Role of Routine

Dogs thrive on routine. Regular feeding times, consistent walking schedules, and predictable caregiver behavior reduce anxiety. A structured environment helps shelter dogs regain confidence and security.

Positive Reinforcement

Training should always be based on positive reinforcement rewarding good behavior with treats, praise, or play. Punishment damages trust and often worsens fear-based behaviors. Positive reinforcement builds confidence and strengthens the bond between dog and caregiver.



Socialization with Humans

Gradual exposure to different people helps dogs prepare for adoption. Volunteers can spend time reading or sitting quietly near nervous dogs. Over time, positive interactions with multiple caregivers teach dogs that humans are safe and trustworthy.



Socialization with Other Dogs

Some shelter dogs may be fearful or aggressive toward other dogs due to past experiences. Controlled, supervised introductions help dogs learn to coexist peacefully. Group play or parallel walks can build social skills when done correctly.





Reducing Fear and Aggression

Fear often underlies aggressive behaviors. Rather than punishing aggression, caregivers should identify triggers and work to reduce them. Safe spaces, enrichment activities, and calm human presence reduce fear and help prevent aggression.

Enrichment Activities

Mental and physical enrichment is crucial. Toys, puzzle feeders, and play sessions reduce boredom and stress. Walks outside the shelter provide exercise and new experiences. Enrichment improves wellbeing and makes dogs more adoptable.



Common Mistakes to Avoid

Mistakes include forcing interaction, using punishment, ignoring stress signals, or handling dogs roughly. These errors not only endanger humans but also make rehabilitation harder. Awareness and training prevent such mistakes.



Case Study: A Nervous Dog

Consider a dog rescued from the streets, fearful of humans. By approaching slowly, offering food rewards, and maintaining daily routines, the dog gradually learns to trust. Over weeks, the dog progresses from hiding to wagging its tail at caregivers a transformation made possible through patience and consistency.

Case Study: Aggressive Behavior

A shelter dog shows lunging and growling when approached. Instead of punishment, staff identify triggers loud noises and sudden movements. With controlled exposure, positive reinforcement, and safe handling, the dog's behavior improves, making adoption possible.



Best Practices in Shelters

Best practices include:

- Training staff and volunteers in canine communication.
- Using positive reinforcement in all interactions.
- Maintaining consistent routines.
- Prioritizing safety with proper equipment.
- Providing enrichment to reduce stress.
- These practices turn shelters into safe, rehabilitative environments.



Role of Volunteers

- Volunteers provide critical daily care, including feeding, walking, grooming, and socialization, which directly improves animal welfare.
 - Properly trained volunteers contribute to behavioral rehabilitation, helping dogs build trust and adapt to human interaction.
 - Volunteers expand the shelter's workforce, easing the burden on limited staff and enabling shelters to care for more animals effectively.
 - By sharing their experiences, volunteers raise public awareness about adoption, responsible ownership, and the importance of animal welfare.
 - A strong volunteer base enhances long-term shelter operations and fosters stronger community–shelter partnerships.
-

Preparing Dogs for Adoption

- The primary aim of shelter care is not only rescue but successful long-term adoption into responsible homes.
 - Establishing consistent, positive interactions helps dogs overcome fear, anxiety, and trauma, increasing their readiness for adoption.
 - Teaching essential commands (e.g., sit, stay, leash walking) enhances manageability and appeal to prospective adopters.
 - Gradual exposure to a variety of people including adults and children ensures adaptability in diverse family environments.
 - Controlled, supervised interactions with other dogs or pets prepare animals for integration into multi-pet households.
 - Properly prepared dogs are more likely to thrive in adoptive homes, reducing returns to shelters and ensuring long-term welfare.
-



Conclusion


Caring for shelter dogs goes far beyond meeting their basic needs of food and shelter. These animals often carry histories of trauma, abandonment, or neglect. What they truly need is safety, trust, and responsible care.

By taking time to understand dog behavior, we learn to read their signals and respect their emotions. By applying safe handling techniques, we reduce stress and protect both humans and animals. And by patiently building trust, we transform fear into confidence and prepare dogs for adoption.

Module 3

Every small step matters: a calm approach, a gentle walk, a play session, or an enrichment activity. Each act of care brings a shelter dog one step closer to recovery, and one step closer to finding a loving, permanent home.

Ultimately, the responsibility lies with us not only to protect shelter dogs, but also to help them rediscover the bond between humans and animals. When we care with empathy and responsibility, we give them more than shelter. We give them hope and a future.





Thank You

● Project Number: 2024-1-EL02-ESC30-SOL-000235642

🌐 hyper-action.eu 🌐 www.fifty-fifty.gr



**Co-funded by
the European Union**

Funded by the European Union. Views and opinions expressed are however those of the author(s) only and do not necessarily reflect those of the European Union or the Youth and Lifelong Learning Foundation (INEDIVIM). Neither the European Union nor the granting authority can be held responsible for them.